



Report - July 2013

## The New Face of New York's Seniors

New Yorkers are getting older and almost half of the city's older adults are immigrants. While the city has taken initial steps to plan for this rapidly diversifying population, not nearly enough attention has been paid to this particularly vulnerable subset of the city's seniors.

by Christian González-Rivera

---

The following is the introduction to The New Face of New York's Seniors. [Click here to read the full report \(PDF\)](#).

---


Like much of the rest of the country, New York City is graying rapidly. In the next two decades, demographers expect the number of city residents 65 and older to increase by 35 percent, going from approximately 998,000 today to 1.3 million in 2030. And while some initial steps have been taken to plan for this profound demographic shift, not nearly enough attention has been paid to a crucial—and especially vulnerable—subset of the city's senior population: those who were born in a foreign country and continue to reside here as either documented or undocumented immigrants.

With 463,000 older immigrant residents, New York has by far the largest foreign-born senior population of any city in the U.S. In fact, one out of every ten older immigrants in the country calls New York City home. Immigrants currently make up 46 percent of the city's total senior population, and if current growth rates continue, they will become the clear majority in as little as five years. In 21 out of the city's 55 Census-defined neighborhoods, immigrants already account for a majority of the senior population; in Queens, this is true for ten out of 14 neighborhoods.

The aging of the city's immigrant population has huge implications for New York. As a group, immigrant seniors have lower incomes than their native-born counterparts and much less in retirement savings. They receive far fewer benefits from traditional entitlement programs like Social Security and Medicare. Compounding these challenges, nearly two thirds of immigrant residents age 65 and older have limited English proficiency, while nearly 200,000, or 37 percent, live in linguistically isolated households. As a result of these language and cultural barriers, many older immigrants have trouble finding out about existing support services and are much more likely than their native-born counterparts to suffer from

isolation, loneliness and depression.

With so many immigrant neighborhoods, one of the most comprehensive health systems in the U.S. and excellent public transportation, New York has the potential to be a great place for immigrants to grow old. But it is far from clear that the city has the infrastructure or programs to handle all the challenges that are likely to arise as this population increases. City funding for senior services has actually fallen significantly since 2009. And although the Bloomberg administration recently unveiled the widely heralded Age-Friendly NYC, an initiative created with the New York Academy of Medicine to assess how the city's existing services affect seniors, many immigrant groups and community-based organizations say that initiative doesn't address the particular needs of older immigrants, a major oversight in a city where they are not only one of the fastest growing demographic groups but also one of the most vulnerable.



Drawing on Census data, this report provides extensive demographic details about New York's older immigrant population, including where they immigrated from, how long they've lived in New York City, which neighborhoods they live in and how many have access to government assistance, among other important factors to their well-being. In order to better understand the challenges foreign-born seniors face and how well the city is prepared to meet those challenges, we interviewed over 50 caseworkers at community-based organizations, advocates for immigrants and older adults, government officials, academics and a wide variety of policy experts in health care, community development and social services. Together, the data and first-hand accounts paint a picture of an increasingly international senior population in New York, with challenges and needs that are both common to all older New York residents and unique to their immigrant status or even their ethnicity or country of origin.


Over the next decade, both New York and the country will be profoundly affected by the rapid aging of the population. Nationwide, the Baby Boom generation that built our postwar economy and continues to form the powerbase in politics and business will put major strains on our entitlement and social safety net programs as they move out of the workforce into retirement. The first member of this generation turned 65 in 2010, and over 10,000 have been reaching this milestone every day since then. And yet, as serious as this trend is on a national scale, it is likely to pose even bigger challenges in New York, where an increasing percentage of the older generation came here from another country and culture.

“We are not paying attention to this very important demographic shift,” says Joan Mintz, director of special projects at the Lenox Hill Neighborhood House in Manhattan. “[The immigrant population is] getting older and older. We need to be planning for services for a lot of people moving forward, but we have not put dollars and brainpower and policy on these issues.”

The median age of New York’s immigrant population is 14 years higher than that of the native-born population. While the median age of an immigrant New Yorker is 43, the median age of a New Yorker born in the U.S. is 29.

The total number of older immigrants in New York is also increasing rapidly. Over the last decade, as the native-born senior population decreased by 9 percent, the number of older Asian immigrants grew 68 percent, older Caribbeans 62 percent and older Latinos 58 percent. Overall, the number of foreign-born seniors jumped 30 percent in that time, going from 356,000 in 2000 to 463,000 ten years later.

“The aging segment of the Asian population is the fastest-growing part,” notes Howard Shih, a demographer at the Asian American Federation in New York. “The wave that came in the 1960s, when the Immigration Act removed race-based quotas, has been here for over 40 years and is now getting to retirement age.”



Although Queens and Brooklyn are home to the vast majority of immigrant seniors overall (67 percent of the city’s total), every borough has seen its older immigrant population spike dramatically since the beginning of the decade. Between 2000 and 2010, the number of foreign-born seniors in Staten Island grew 60 percent, the Bronx 51 percent, Queens 36 percent, Manhattan 25 percent and Brooklyn 18 percent. Only one borough—Manhattan—saw a significant increase in native-born seniors during that time, while three boroughs—the Bronx, Brooklyn and Queens—saw significant decreases. In all, 21 out of 55 neighborhoods in New York experienced at least 50 percent growth in their immigrant senior population, including six neighborhoods in Queens, five in the Bronx, four in Brooklyn, and three each in Manhattan and Staten Island.


Some of the neighborhoods that have seen tremendous growth in the number of older immigrants are in areas with well-established immigrant communities, such as Flushing in Queens, Chinatown in Manhattan and Sunset Park in Brooklyn. But,

somewhat surprisingly, many other high-growth neighborhoods are not traditional immigrant enclaves and, in a few cases, have relatively few existing services or age- and immigrant-friendly amenities. These include Mott Haven/Hunts Point in the Bronx (with 181 percent growth since 2000), Far Rockaway in Queens (with 83 percent growth) and the North Shore of Staten Island (with 50 percent growth).



Image not readable or empty

/images/uploads/The-New-Face-of-New-Yorks-Seniors-02-The-Fastest-Growing-Immigrant-Groups-are-also-the-Poorest.PNG



Because immigrant seniors tend to be poorer and have much less in retirement savings than their native-born counterparts, and because they tend to have a much harder time accessing existing support services and programs, many in this group are not only poised to strain the social safety net but fall through it entirely.


The median income for immigrant seniors in New York is \$8,000 lower per year than for native-born seniors (\$9,900 compared to \$18,300). And for those living in households of two or more people, this disparity grows to nearly \$40,000 per year (\$52,185 compared to \$90,800). Nearly 130,000 immigrant seniors in the city, or 24 percent of the total, are living in poverty, compared to 69,000 or 15 percent of native-born seniors. Older immigrants comprise 46 percent of all seniors in New York, but 65 percent of all seniors living in poverty.

Alarming, this discrepancy is likely to grow in the years ahead, as the immigrant groups with the fastest growing populations of seniors are also among the poorest. The number of seniors from European countries with lower levels of poverty has actually fallen 10 percent since the beginning of the decade, while the four fastest growing groups—Chinese, Indian, Caribbean and Korean immigrants—all have poverty rates of at least 25 percent. Among Mexican immigrants, another fast-growing group, an astounding 50 percent are below the federal poverty line.

Dense pockets of poor seniors are sprouting up in neighborhoods throughout the city, including Flushing, where 52 percent of all poor Korean seniors are located, and the North Shore of Staten Island, where 36 percent of all poor African seniors live. In Sunset Park, which has experienced an enormous spike in immigrants from China, Mexico and Latin America over the last decade, nearly half of all foreign-born seniors are living in poverty.

Compounding these financial challenges, foreign-born seniors also receive much less in benefits from Social Security, since they tend to earn significantly less over the course of their working lives and thereby pay less into the system. Moreover, a much higher percentage of immigrants either don't qualify at all for the program or haven't enrolled. Either way, 31 percent of immigrant seniors in New York are not receiving Social Security benefits, compared to only 18 percent of the native-born seniors.

Immigrants age 65 and over also face a number of unique social challenges, and one big reason for that is unfamiliarity with the English language. Sixty percent of immigrant seniors in New York have limited English proficiency (LEP), with even larger percentages among fast-growing groups from Asia and Latin America. An astounding 94 percent of Korean seniors, 92 percent of Chinese seniors and 91 percent of Russian seniors speak English less than very well. And while seniors from Spanish-speaking countries do better by this measure, big majorities also display low-levels of English proficiency. Sixty-seven percent of Mexican seniors, 65 percent of Cuban seniors and 53 percent of Central American seniors indicate on Census surveys that they speak English poorly or not at all. Even among older Puerto Ricans, who are U.S. citizens and aren't included as foreign-born seniors in our demographic analysis, a remarkably large share—67 percent—have low levels of English language skills.



Although English language competency is an important skill in its own right, low levels of English proficiency are also a good proxy for how well immigrants are assimilating to new norms and lifestyles and whether they are in danger of suffering from isolation and depression. According to many of the senior advocates and care providers we spoke to, depression and even suicide are surprisingly widespread among older immigrants in New York.

“Suicide is a huge problem in the Asian American community,” says Jo-Ann Yoo, managing director of community services at the Asian American Federation. “A caseworker at a Korean American senior center in Staten Island told me that senior suicide is a major community issue. They are so depressed because they come here, they don’t speak the language, they don’t know anybody, and they feel really isolated.”

“Many are isolated even within their own families,” adds Kyung Yoon, executive director of the Korean American Community Foundation (KACF). “Many immigrant seniors come [here] to take care of grandchildren,” she says, “but sometimes they find that they can’t communicate with them because they only speak English.”

To be sure, New York City offers immigrant seniors a plethora of advantages, especially when compared to other North American cities with smaller, less entrenched immigrant communities and fewer public services. Immigrant seniors here have an easier time getting around because of the city’s public transit system and have access to a whole host of amenities—from ethnic grocery stores and community-based organizations to hospitals and health care clinics. Moreover, as many community leaders readily recognized in our interviews, New York has a more robust system of senior centers and senior services than any other city in the U.S.

Nevertheless, many of these existing resources and services aren’t keeping up with the rising demand and changing geography of the city. Because of language and cultural barriers, foreign-born seniors have a harder time finding out about existing support services, including both tax and entitlement programs, such as the Earned Income Tax Credit (EITC), Medicare, Medicaid and the Supplemental Nutrition Assistance Program (SNAP), and services delivered through senior centers and other community-based organizations. In the latter case, immigrant seniors may be reluctant to participate in programs not just because they don’t know the services exist but because they aren’t linguistically accessible or culturally

appropriate. A handful of providers that have been located in certain neighborhoods for years offer services that may once have been appropriate but now don't speak to the needs of the surrounding immigrant community.

Housing is another essential resource in short supply in New York, limiting many older residents' ability to stay with extended families and age in place. Unlike most native-born seniors, immigrant seniors tend to live in larger multigenerational households. According to the Census, 16 percent of households with a foreign-born senior consist of four or more people, compared to just 4 percent of households with a native-born senior. And, among households in which grandparents live with their grandchildren, 72 percent contain a foreign-born grandparent.

Many immigrant seniors come to this country to take care of their grandchildren, and financial strains and cultural values often make it impossible for families to choose long-term care facilities when older family members are unable to take care of themselves. The challenge is that a majority of the city's housing stock consists of small apartments. Only 16 percent of rental units in the city have three bedrooms or more. Several community leaders in our interviews described severe strains that many families experience because of a lack of affordable housing alternatives, forcing them to opt instead for illegal conversions of apartments and basements.

"What are they doing about creating affordable senior housing?" says Maria Rivera, senior services director of the nonprofit community center BronxWorks. "Not just for middle-income baby boomers but for the seniors who are earning anywhere from \$10,000 to \$13,000 per year?"

Aging in place is not only important to individual seniors who would rather stay in their homes and close to their families, it also offers a much less expensive option than nursing homes. A single private room in a New York City nursing home costs an average of \$396 daily or \$144,540 annually. All other types of institutional long-term care facilities are also extremely expensive, significantly above the national and state averages, while the cost of home care is lower here than the national average due to lower wages paid to home care workers.

Providing support services, housing and health care to a rapidly growing senior population will of course require extensive investments and planning by a wide variety of city agencies and the nonprofit providers that depend on them. But even as this population continues to grow at an alarming pace, funding for senior housing and services has declined significantly over the years. Funding for the federal government's primary subsidized housing program for seniors, the so-called Section 202 program, has plummeted by 42 percent nationwide since 2007.<sup>5</sup>

Meanwhile, funding for the Older Americans Act (OAA), the country's primary source of funding for senior services, has fallen far short of demand. Between Fiscal Year 2005 and Fiscal Year 2012, New York City's share of OAA funds declined by 16 percent.<sup>6</sup> Local funding for senior services has dropped precipitously as well: after slight increases between 2005 and 2009, city funding for senior services dropped by 20 percent over the next five years, going from approximately \$181 million in Fiscal Year 2009 to \$145 million in Fiscal Year 2012.<sup>7</sup>

More than just funding, policymakers in New York will need to start planning for the aging of the city population—and the rapid growth of its older immigrant population. The graying of the city's immigrants creates both challenges and opportunities in areas from workforce development and housing to transportation and health care delivery. Government officials would be wise to develop strategies for increasing access to government benefits, expanding the supply of larger apartments for extended families, tapping the expertise of older immigrants, ensuring that more of the centers that offer meals for older adults provide ethnic food options (not just franks and beans, as one immigrant advocate told us), improving access to translators and taking advantage of technology to help older adults access services. They should also develop stronger relationships with the community-based organizations that have the trust of immigrants in neighborhoods across the city—and which are well-positioned to help ensure that more government services reach older immigrants.

The Bloomberg administration has taken some important steps, like the creation of Age Friendly New York City. Still, much

more needs to be done to make New York not only a great place for immigrants but a great place for immigrants to grow old.

## RELATED PRESS

[Queens Borough President Melinda Katz got more money for seniors than her beep colleagues under a decades old arrangement](#)

*New York Daily News*, by Denis Slattery, July 16, 2014

[Report: Foreign Seniors Spike in Boro](#)

*Queens Tribune*, by Luis Gronda, August 01, 2013

[Queens boasts largest number of immigrant seniors in the city: study](#)

*New York Daily News*, by Tanay Warekar and Lisa L. Colangelo, July 25, 2013

[Op-Ed: Taking Care of New York City's Graying Immigrants](#)

*Next City*, by Christian González-Rivera, July 25, 2013

[As Lives Lengthen, Costs Mount](#)

*New York Times*, by John Leland, November 13, 2015

[Poverty Looms Large for City's Aging Immigrant Population, Study Says](#)

*New York Times*, by Kirk Semple, July 25, 2013

[For New York City's aging immigrants, it can be hard to create a community](#)

*PRI's The World*, by Bruce Wallace, February 18, 2014

[Are South Asians Prepared to Age in America?](#)

*Huffington Post*, by Meera Nair, July 27, 2016

[For Many Boomer Immigrants, Rough Times Ahead](#)

*PBS' Next Avenue*, by Chris Farrell, May 14, 2014

[The Fight to "Age-In-Place" in New York](#)

*Medium*, by Emily Dugdale, November 29, 2016

[Video: Aging in NYC](#)

*BK Live*, May 12, 2014

[City Agencies Prepare To Deal With Staten Island's Aging Immigrant Population](#)

*NY1*, by Amanda Farinacci, July 31, 2013

[Dispute Grows Tense Over Community Garden in Queens](#)

*Wall Street Journal*, by Derek Kravitz, August 01, 2013

[Unique caregiving challenges the Asian community faces and what can help](#)

*Care.com*, by Michelle Yang, March 20, 2023

[A Group Portrait of New York's 'Oldest Old'](#)

*New York Times*, by John Leland, June 05, 2015

[Community Center Aims to Address Needs of Shifting Demographics in Queens](#)

*Forest Hills Patch*, by Nathan Duke, July 30, 2013

[Aging in New York: City Wrestles with Poverty Among Seniors](#)

*City Limits*, by Suzanne Travers, June 25, 2015

[Advocates Say Agencies Should Better Serve City's Large Number Of Foreign-Born Seniors](#)

*NY1*, by Agnes Chung, July 29, 2013

[New Report Reveals Large Senior Immigrant Population in the Big Apple](#)

*WFUV*, by Ann Pierret, July 25, 2013

[The Rising Number of Older Immigrants](#)

*WNYC Brian Lehrer Show*, by Anna Sale, July 29, 2013

[Older Immigrants in New York City](#)

*Communities & Banking*, by Christian Gonzalez-Rivera, June 03, 2014

[Seniors Get Angry About Broken Promises for Affordable Housing in NYC](#)

*CityLab*, by Molly Keisman, June 14, 2019

[Advocates See 'Broken' Budget Process for City's Seniors](#)

*City Limits*, by Roshan Abraham, March 14, 2019

[Assembly budget includes critical funding to help aging New Yorkers](#)

*Monroe County Post*, March 14, 2019



CENTER FOR AN URBAN FUTURE  
120 Wall Street, 20th Floor, New York, NY 10005

[cuf@nycfuture.org](mailto:cuf@nycfuture.org) © All Rights Reserved.