



Data - January 2013


Data from Branches of Opportunity

Selected charts and graphs from the Center for an Urban Future's major January 2013 report on NYC's public libraries. The report found that public libraries are serving more people in more ways than ever before, and have become an increasingly critical part of the city's human capital system; but they have been undervalued by policymakers and face growing threats in today's digital age.

image not readable or empty
images/uploads/Branches-of-Opportunity---Info.png










Image not readable or empty

/images/uploads/Branches_of_Opportunity_-_4_-_Average_Hours_per_Week,_NYC_vs_Urban_Libraries.PNG



image not readable or empty
/images/uploads/Branches_of_Opportunity_-_5_-_Top_20_Branches_by_Circulation.PNG





Image not readable or empty

/images/uploads/Branches_of_Opportunity_-_6_-_Average_Hours_per_Week.PNG



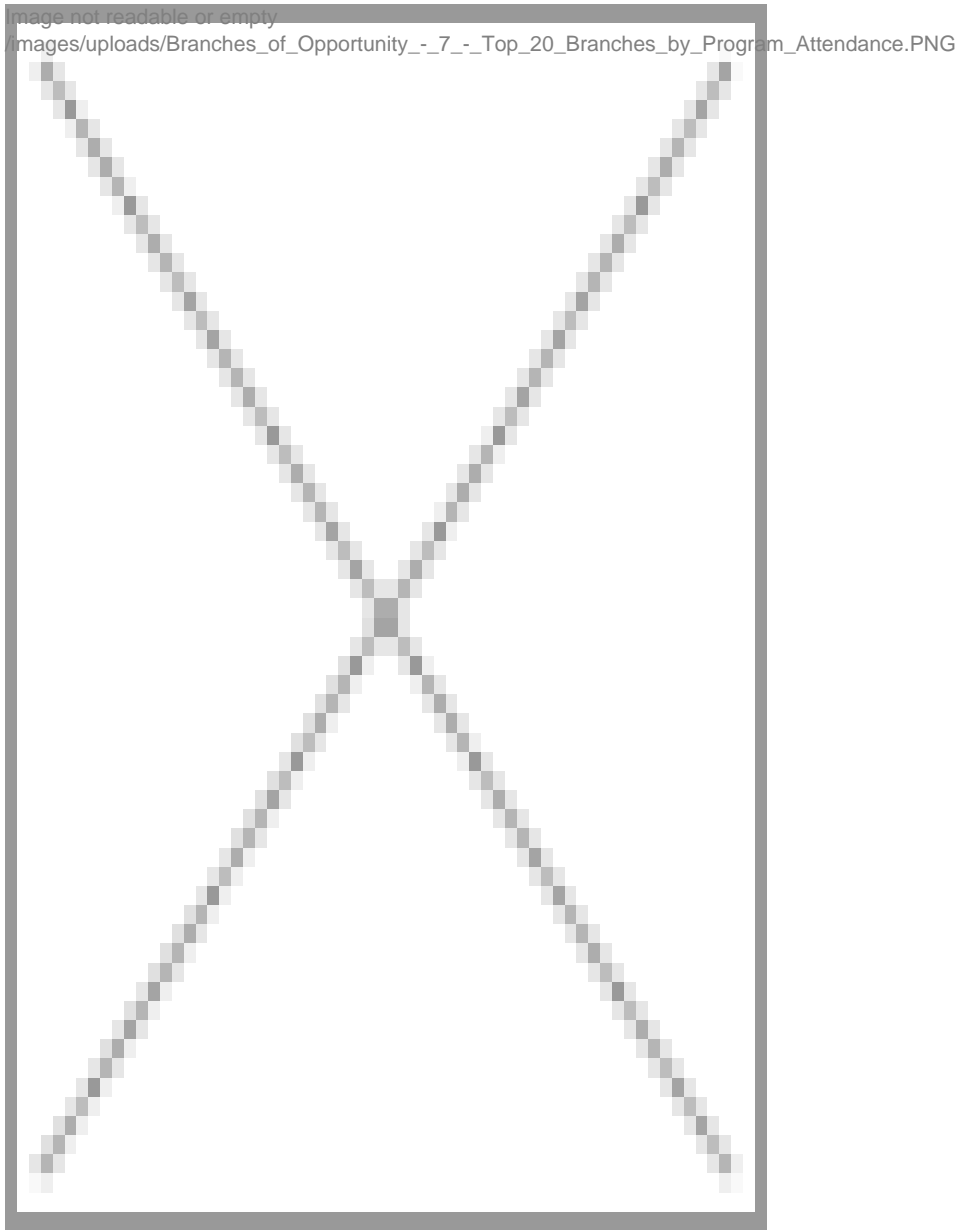


Image not readable or empty

/images/uploads/Branches_of_Opportunity_-_8_-_Program_Attendance_at_NYC_Public_Libraries.PNG





Image not readable or empty

/images/uploads/Branches_of_Opportunity_-_9_-_Percentage_Growth_in_Program_Attendance_and_Circulation.PNG







Image not readable or empty
/images/uploads/Branches_of_Opportunity_-_12_-_Capital_Funds_from_Borough_Presidents.PNG




Image not readable or empty
images/uploads/Branches_of_Opportunity_-_13_-_US_Foundation_Grants_by_Subject_Area.PNG



Image not readable or empty

/images/uploads/Branches_of_Opportunity_-_14_-_Program_Sessions_per_1k_Residents.PNG

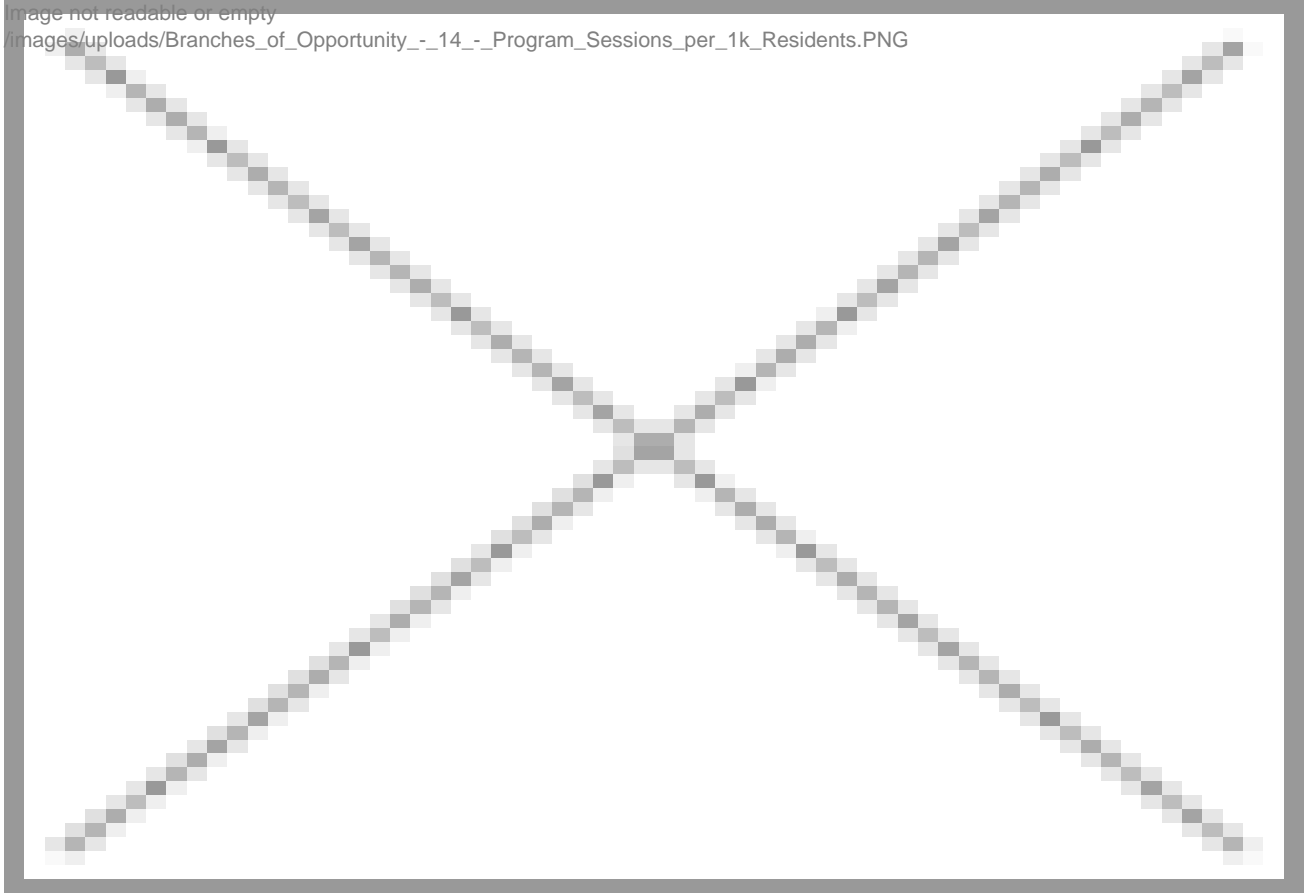


Image not readable or empty

/images/uploads/Branches_of_Opportunity_-_15_-_Program_Attendance_per_1k_Residents.PNG




Image not readable or empty

/images/uploads/Branches_of_Opportunity_-_16_-_Circulation_per_Capita.PNG




Image not readable or empty
/images/uploads/Branches_of_Opportunity_-_17_-_Average_Hours_per_Week.PNG





Image not readable or empty
/images/uploads/Branches_of_Opportunity_-_18_-_Local_Government_Contribution_per_Capita.PNG



RELATED PRESS

[City libraries target six-day service, eventually](#)

Capital New York, by Conor Skelding, July 18, 2014

[Editorial: Stop Starving Our Libraries](#)

New York Observer, June 02, 2015

[New Corner in Some NYC Libraries Is All About Building Small Businesses](#)

Next City, by Alexis Stephens, June 11, 2015

[Queens Library Takes Three Out Of Ten Awards](#)

Queens Gazette, May 27, 2015

[Brooklyn Public Library Capital Funding Woes: How Did Things Get So Bad?](#)

Brooklyn Heights Blog, by Michael Randazzo, July 01, 2014

[Precedents for Experimentation: Talking Libraries with Shannon Mattern and Nate Hill](#)



CENTER FOR AN URBAN FUTURE

120 Wall Street, 20th Floor, New York, NY 10005

cuf@nycfuture.org © All Rights Reserved.